



Installation Patterns


There are many patterns that you can use in the installation of paving stones. We have provided some basic patterns below. Keep in mind that Park, Plaza, Rotundo and Holland stones all module together, expanding your creative options.



Basketweave Holland: 100% Holland



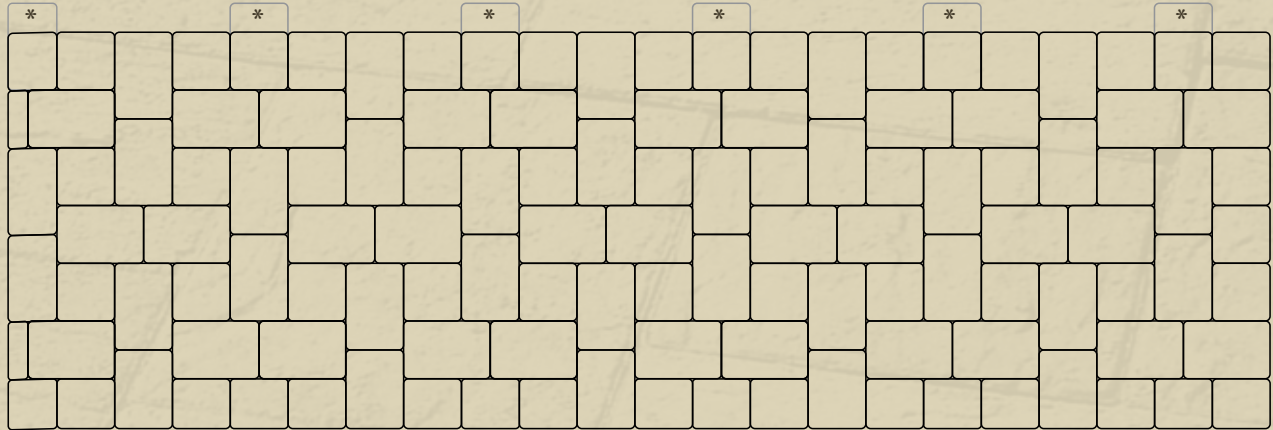
Herringbone 90° Holland: 100% Holland
(also works with any rectangular stone like Plaza & Camino large or small rectangles)




Linen Pattern Arena Stone and City Square: 80% Arena, 20% City Square




Running Bond Plaza: 100% Plaza
(also works with any square or rectangular stone)



Muster K Camino Large Recs and Squares: 73% Large, 27% Square
(also works with Park & Plaza) *Use Large Recs to continue pattern in a larger area



Step Running Bond Camino Large Recs, Squares and Small Recs: 46% Large Recs, 31% Squares, 23% Small Recs



Step Running Bond Camino Large Recs and Squares: 60% Large Recs, 40% Square
(this also works with Park & Plaza)